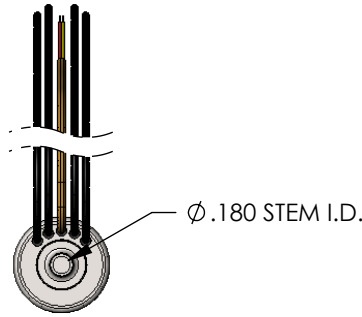
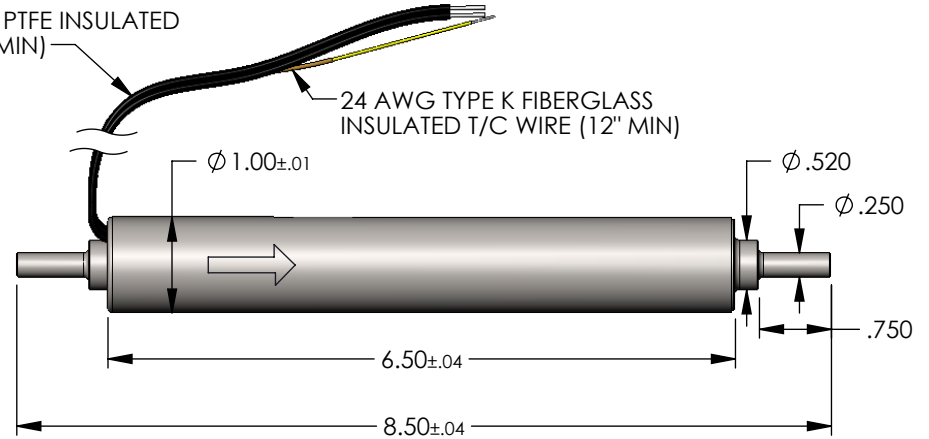


REVISION HISTORY				
REV.	ECO#	DESCRIPTION	DATE	BY
A1		PRE-PRODUCTION PROTOTYPES	1/5/2016	JPG
A2		CHANGED FLS-M09-001 TO FLC-9	8/11/2016	JPG

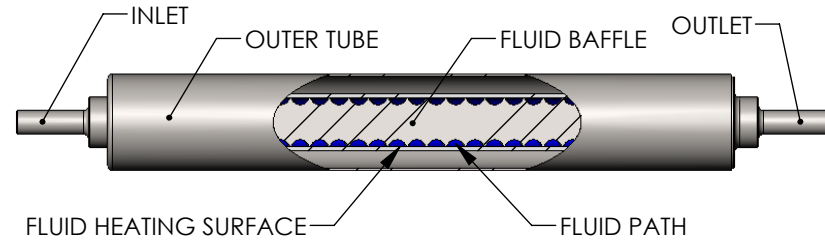


20 AWG UL1199 PTFE INSULATED LEAD WIRE (12" MIN)

24 AWG TYPE K FIBERGLASS INSULATED T/C WIRE (12" MIN)



HEATER SPECIFICATIONS	
Voltage:	240 Volts
Heater Circuits:	2 Circuits
Wattage:	1500 Watts +5%/-10% Per Circuit @ 20 °C
Temperature Sensor:	Type K Thermocouple
Thermocouple Wire:	24 Gauge, Solid Wire
Thermocouple Wire Length:	Minimum 12 inches
Thermocouple Location:	Outlet End of Heater
Lead Wire:	20 AWG, 7/28 Stranded, UL 1199
Lead Wire Insulation:	PTFE
Lead Wire Max Temp:	200°C Max
Lead Length:	Minimum 12 inches
Max Heater Temperature:	250°C
Max Process Temperature:	Dependent on Fluid & Flow Rates
Pressure Drop:	Dependent on Fluid & Flow Rates
Dielectric Rating:	1,250 VAC, 5 sec at 20°C
Insulation Resistance:	> 200 Mohm at 500 VDC at 20°C
Fluid Heating Surface Material:	AISI 444
Fluid Baffle Material:	AISI 316L
Inlet/Outlet Material:	AISI 316L
Outer Tube Material:	Stainless Steel
Approximate Heater Weight:	0.6 lbs



Heater Orientation	
Fluid	Orientation
Liquid	Must Be Vertical (Upwards Flow)
Gas	Vertical or Horizontal

UNLESS OTHERWISE SPECIFIED, DIMENSIONS ARE IN INCHES & [MILLIMETERS] PER ASME Y14.5M-1994. TOLERANCES: FRACTIONS ±1/16" X ±.01" .XX ± 0.01" & [X] ± 0.3mm .XXX ± 0.005" & [XX] ± 0.13mm .XXXX ± 0.0005" & [XXX] ± 0.013mm ANGLES ±0.5°	DWN:	JPG	01/05/16
	CHK:		
	ENG:		
	MFG:		
CONFIDENTIAL: This drawing and all information associated therewith may contain the confidential information of Watlow, or its customers or suppliers, which is subject to patent, trademark, copyright, or trade secret protection. Neither this drawing or the information associated therewith should be reproduced, used, or disclosed to others without the prior written permission of Watlow. Copyright 2004 Watlow Electric Manufacturing Co. All rights reserved.	QA:		
	PUR:		
	<p>THIRD ANGLE PROJECTION</p>		
CAD/REF. NO.			

		12001 Lackland Road St. Louis, MO 63146 PHONE 314-878-4600 FAX 314-878-6814	
		TITLE	
FLUENT 1" DIAMETER 240V, 3000W 6.5" Outer Tube Length			
SIZE	DWG. NO.	REV	
A	FLC-9	A2	
SCALE	WEIGHT	SHEET	
1:2		1 OF 1	